

# REAL BIFOLD FLUSH-FITTING SASH TRICKLE VENT



The bifold flush fitting trickle vent is a modern, yet stylish ABS ventilator with a simple vent adjustment to manage airflow into the property and has been specifically designed to fit into bifolding doors.

It is tastefully fitted into the bifold sash for a discreet appearance complimenting the overall finish of the product.



## Features

- Discreet flush fitting appearance
- No need for add-ons to top of doors
- Fingertip positive open and close action
- Easy Installation



## Options

- Available from stock in listed colours



## Performance

- Independently tested for airflow EA
- UV stabilised for long life






## Maintenance

- The REAL bifold flush vent can be cleaned using a damp cloth. The external cover should be brushed lightly to remove dust from the flyscreen area
- ABS for low maintenance

## Colours

Available in:

	Standard White
	Black (RAL 9005)
	Grey (RAL 7016)
	Grey on White

## MODEL DETAILS

Length - 430mm  
Equivalent area as per  
BS 13141-1:2019 - 2214mm<sup>2</sup>  
Slot Size - 16 x 410mm



## GET IN TOUCH

For more information, or to make your next project a REAL project, get in touch with the team at [re-aluminium.co.uk](http://re-aluminium.co.uk)

Telephone: **01453 826884**

Email: [enquiries@customade.co.uk](mailto:enquiries@customade.co.uk)

Website: [www.re-aluminium.co.uk](http://www.re-aluminium.co.uk)