

INTRODUCING THE REAL VISOFOLD SLIM 1000 BI-FOLD DOOR SYSTEM



WELCOME TO REAL ALUMINIUM



Welcome to REAL Aluminium. We've been providing Architects, Installers and Developers with outstanding aluminium window and door solutions for homes and families across Britain for over a decade. At our state-of-the-art Gloucester facilities, we fabricate only the finest aluminium profiles into spectacular products that feature slim design for those all-important narrow sightlines, an impeccable finish, superior strength, and impressive thermal performance.

Today, aluminium is the go-to choice for those with a taste for high quality, contemporary living, stylish aesthetics and performance. At REAL Aluminium we're proud to introduce the Visofold Slim 1000 Bi-fold door system. Open spaces. They're the key to providing happiness and wellbeing. Which is possibly why homeowners and even commercial businesses are opting for full-length bi-fold doors to open up the inside, to the outside. Even when our beautifully engineered Visofold Slim 1000 aluminium bi-folds are closed, they offer a view that's simply spectacular.

To discuss any new domestic or commercial project, talk to the Real Aluminium Sales team on [01453 826884](tel:01453826884)





WHY REAL?

As one of the UK's leading fabricators of outstanding aluminium window and door systems, at REAL Aluminium we make finding your customers' perfect solution an unequalled experience. From years of technical expertise, exceptional customer service and solid relationships with our customers, to the breath-taking portfolio of products, REAL makes the difference to your finished project.

To ensure we meet the needs of our customers, we provide casement windows, bi-fold doors, sliding doors and residential doors across our whole portfolio of products.



Casement
windows



Bi-Folding
Doors



Sliding
Doors



Residential
Doors

WHY ALUMINIUM?

Aluminium isn't just a beautiful material to work with, but being one of world's natural resources, it's also one of the most environmentally friendly metals on earth. Aluminium can be recycled infinitely to create the exact same product, so you can be sure whatever REAL product you install, you can reassure your customers that it's enhanced their homes to a 'greener' level.

Aluminium forms the staple of today's modern structures – for aesthetics, strength, and superior thermal performance through clever innovative thermal break design. And because our aluminium systems are engineered to bring beauty as well as strength, profiles are exquisitely slim for a view that's spectacularly uninterrupted.

THE NEW TTF SLIMLINE

Fresher, cleaner indoor air

The new TTF Slimline is a through-frame trickle ventilator that is a robust, yet attractive aluminium ventilator.

With its built-in updraught and various operating modes, the TTF Slimline is a stylish and effective product that perfectly complements our beautiful REAL profiles.

TTF Slimline

- Independently tested to BS EN 13141-1:2019
- Water tightness of 400pa



- Independently acoustically tested in accordance with BS EN 20140-10:1992, ISO 140-10:1991.
- Tested in accordance with BS EN 1026:2016 & BS EN 1027: 2016 weather performance

BUILDING REGULATIONS

Regulation Approved Documents L and F

Changes to Part L and Part F of the Building Regulations in England were introduced on the 15th June 2022, to ensure all new and renovation projects are on-spec for thermal efficiency, energy efficiency and ventilation capability.

All our systems, complete with glass, meet the standards set within the new regulations, helping your customers' homes to be as energy and thermally efficient as necessary. We have created the following brochure to help you identify what's required to ensure your completed product is compliant. Simply view or download yours now at re-aluminium.co.uk

It's also worth noting that the new Part L Regulations for New Build properties focus on 'U' values, whilst Renovation Properties will be assessed on Energy Ratings or 'U' Values.

Always here to support you.

Our products and systems are obviously key to the compliance of these new Regulations, so if you have any queries regarding design, our products, or even the Regulations themselves, our Customer Services, Sales or Technical Teams are always here to help and support you.



You can view or download the document now at re-aluminium.co.uk

REAL VISOFOLD SLIM 1000 BI-FOLD DOOR
AND QUICK GLAZE BEAD SYSTEM.

THE QUALITY TO ENHANCE.



The Visofold system is the UK's most popular aluminium bi-fold door range. Not only because of its British-made engineered quality, or its stylish beauty, but because it transforms spaces into something special, a space that's flexible, whilst providing a view that's priceless. With the latest addition, the new Visofold Slim 1000, that view can be further enhanced. Featuring new slimmer profiles, the sightlines of Visofold Slim 1000 have been reduced by 10mm to 122mm, to make the glazed area even larger.

The system's innovative design features polyamide thermal break technology that significantly reduces thermal transmittance by creating a barrier between the cold air outside and warm air inside, enhancing the systems overall 'U' value. It is also rigorously tested to PAS 24:2016 for security performance as standard and exceeds the requirements for weather resistance to BS 6375 Part 1: 2009.

QUICK GLAZE BEAD



The Visofold Slim 1000's new Quick Glaze Bead has been developed with combined gasket and trim which can be simply tapped into place on-site. No fiddly clips, no wedge gaskets, just a beautifully engineered component that's secure, provides the thermal efficiency required by regulations, and makes the installation and glazing process faster, more straightforward and more cost effective. As the first of its kind to be built into a thermally broken aluminium system, it combines outstanding quality and value with class-leading performance and security.

Note: Quick Glaze Bead is available on 28-28.8mm double glazed units. Triple glazed options are available with a wedge gasket.

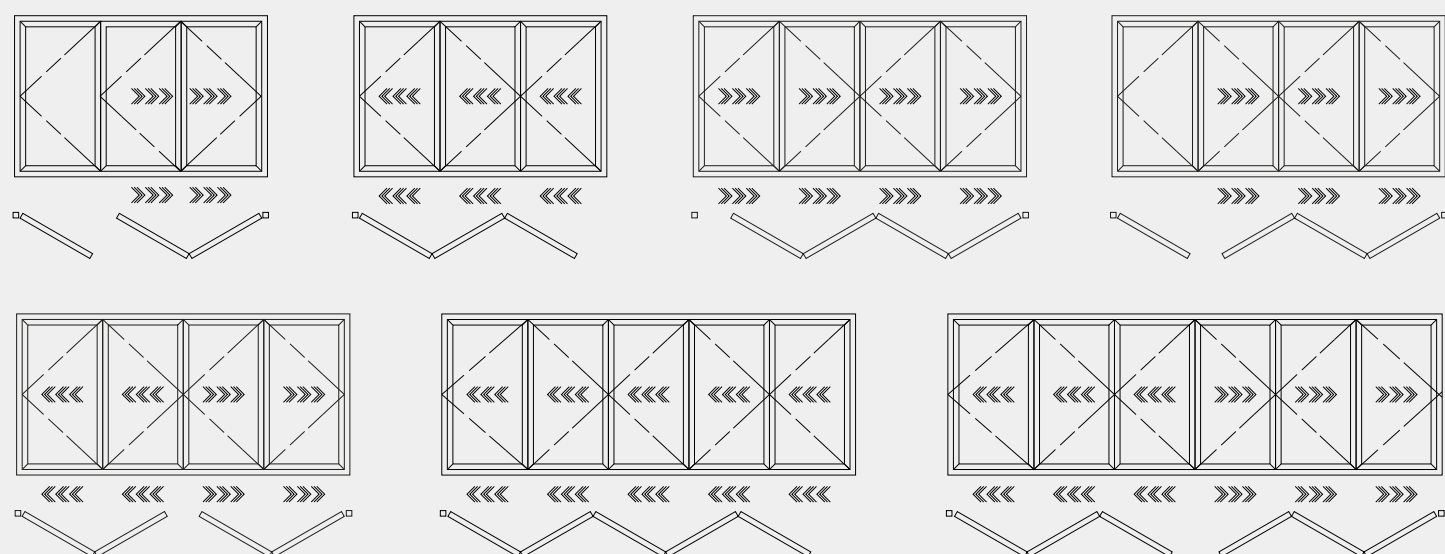
At a glance

- Featuring Quick Glaze Bead
- Quicker installation, saving costs on-site
- Quick Glaze Beads designed to be easy to install
- Slim sightlines
- U Values to meet new Document L regulations
- Security tested to PAS 24: 2016
- Weather tested to BS 6375 Part 1: 2009

ANY WAY YOU WANT IT WITH VISOFOLD FLEXIBILITY.



Available in a range of opening configurations to suit any application, the Visofold Slim 1000 bi-fold doors can be folded internally or externally, to deliver a large, uninterrupted opening. It's a flexible system which makes it the desirable choice for not only residential projects, but for light commercial projects too. With its slender, clean lines, Visofold Slim 1000 provides maximum light and space, affording unimpeded glazed vistas, framed within a contemporary aesthetic.



ANY WAY YOU WANT IT WITH

BI-FOLD VERSATILITY


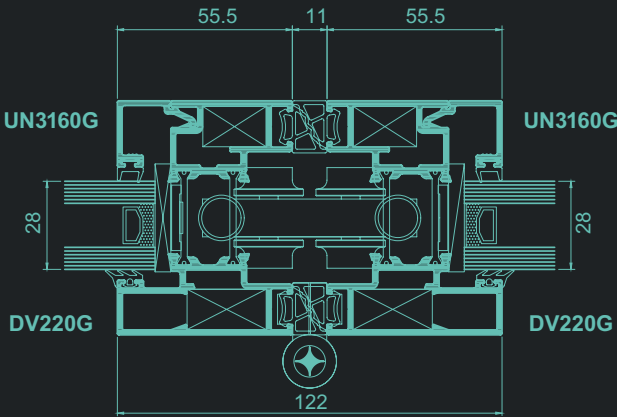


Visofold Slim 1000 Bi-fold Door System is highly versatile, easy-to-operate, and capable of opening up an entire wall, whilst presenting a contemporary, elegant, glazed façade when closed.

At a glance

- Suitable for residential/retail/light commercial applications
- Attractive, slim-line profiles offer reduced sightlines
- Main stock profiles available in square contemporary design
- A range of hardware choices is available, including bespoke painted accessories
- Lock mechanism available with domestic style 'lift-up' handle and an adjustable, one-piece keep
- Fabricated using mitred corners
- Single or dual colour, marine quality powder coat as standard*

*Marine guarantee applied for separately.



Threshold Section
DV14 Outer Frame, DV220 Sash, UN3160G Quick-Glaze Bead



Locking Style Section
DV14 Outer Frame, DV220 Sash, UN3160G Quick-Glaze Bead, DV76 Rebate



Head Section
DV14 Outer Frame, DV220 Sash, UN3160G Quick-Glaze Bead

Visofold Slim 1000	Max Sash Width (mm)	Max Sash Height (mm)	Max Sash Weight	Glass (mm)	Typical Sightline (mm)	Frame Depth (mm)	Security	U Value	Air	Water	Wind
For sizes outside these parameters, contact the REAL Technical Support team											
DV220G	1200mm	2500mm (dependent on site conditions)	100kg	28, 44	122	70	PAS24:2016	Up to 1.2W/m²K	Class 4, 600Pa	Class E, 750Pa	Class 4, 1800Pa




QUIET STRENGTH.

Visofold Slim 1000 comes with hidden beauty too. Aluminium is light, but glass is heavy. So, every cam and roller, every hinge and every screw, nut and bolt are engineered for durability, strength, and breath-taking performance. Now you know why opening a Visofold Slim 1000 Bi-fold Door System is effortless – day-after-day.

QUALITY SECURED.

Kitemarked and security-tested to the PAS24 standard, Visofold Slim 1000 feature a thermal break to deliver enhanced thermal performance and energy efficiency. Security is assured by multi-point locking mechanisms on the main opening sashes, and shoot-bolt locks on the 'floating' mullions. The doors are available with either a low or rebated threshold depending on your requirements, with the rebate option providing a seamless journey from interior to exterior – whilst an integrated cill is also available on open-out bi-fold doors. Visofold Slim 1000 doors are available in a choice of standard and non-standard colours, including dual colour and a unique range of textured finishes.



COMPLEMENT OUR EXQUISITE VISOFOLD SLIM 1000 BI-FOLDS WITH BEAUTIFULLY CRAFTED DOORS AND WINDOWS FROM OUR COMPLETE ALUMINIUM RANGE.



ALITHERM 400 WINDOW AND DOOR SYSTEM

Alitherm 400 is our sleek window and door system. It's manufactured incorporating the same extruded glazing gasket, our Quick Glaze Bead, as we use on our Visofold Slim 1000 system, so it not only serves to enhance performance and improve installation time – but it will match our Visofold Slim 1000 system beautifully.

Alitherm 400 windows are available in internally and externally glazed designs. Whilst Alitherm 400 doors perfectly complement the Alitherm 400 window range, offering the same stylish lines and same ease of fabrication and installation and are available as open-in or open-out, single or double doors.

Alitherm 400 WINDOWS



Alitherm 400 DOORS



At a glance:

- Fully compliant with changes to document L of the building regulations
- Improved thermal and weather performance
- Brand new Quick Glaze Bead for a simpler, faster, and cost-effective glazing process
- PAS 24: 2016 approved for added security
- Unlimited colour choice provided by any RAL colour on top of the 4 stock colour collections



CHOICE IN ALUMINIUM

Our Aluminium Division comprises REAL Aluminium, and Atlas Roof Solutions – specialists in their own right to bring you the very best in Aluminium doors, windows, bi-folds, and glazed roof systems.

As part of the Customade Group, we've been providing Architects, Installers and Homeowners with outstanding aluminium window and door systems for over a decade. We are a collective, designed to provide you with a complete solution for your customers' projects through our specialist businesses – which includes REAL Aluminium.





REAL Service. REAL Support.

From the point of placing your customer's order, our dedicated and committed team is on hand to ensure it's processed efficiently and professionally, whilst keeping you informed along the way until you receive your beautiful REAL Aluminium windows or doors ready for installation. With REAL, you'll have the customer and technical support you need from start to finish – and in the future.



In stock, ready to deliver.

Our 4 main colour collections within the REAL Aluminium range are manufactured from stocked profile and components. Should there be any requirements for replacements or remakes these can be turned around in 1 week, compared to 3 weeks or more for non-stocked products.



REAL. Even more than bi-fold doors

All the information you need regarding our Visofold Slim 1000 Bi-fold doors and the complete range of REAL window and door systems can be found on our website. The website is also full of useful installer information as well as news and stories of REAL system projects. Simply visit re-aluminium.co.uk




Marketing support

Our Marketing Team are happy to support you and are on hand to help – contact them on **01453 826884** or email marketing@customade.co.uk

TECHNICAL DOWNLOADS & LEGISLATION

All REAL aluminium systems are designed to be technically advanced, both in structure and installation. Which is why, if you need any information regarding any of our systems, you can download the relevant datasheets, technical manuals, technical bulletins, DWG files, specification clauses and 'how-to' guides from our website re-aluminium.co.uk.

Alternatively, simply contact our Customer Service team on **01453 826884**, who will be able to help you.



REAL ALUMINIUM, THE FINER CHOICE

For more information, or to make your next project a REAL project, contact us at re-aluminium.co.uk

The information provided in this publication is provided 'as is' in November 2022. REAL Aluminium may modify and change the information and specifications from time to time for a variety of reasons, without prior notice and updates will not be issued automatically. Due to the limitations of the processes of printing or digital display of colours, no liability can be accepted for the accuracy, they are intended as guidance only. The information is not intended to have any legal effect, whether by the way of advice, representation or warranty, expressed or implied. All rights reserved. Copyright in this publication belongs to REAL Aluminium, and all such copyright may not be used, sold, copied or reproduced in whole or part in any manner in any media to any person without prior consent. Copyright ©2022 REAL Aluminium. All rights reserved.

REAL

ALUMINIUM

REAL Aluminium,
Newton Centre, Brunel Way,
Stroudwater Business Park,
Stonehouse, GL10 3SW

www.re-aluminium.co.uk

01453 826884

enquiries@real-aluminium.co.uk

V1 - NOV 2022

Part of the
 Customade Group

www.customade.co.uk